KESSEBÖHMER

Justieranleitung
Adjustment instruction
Instructions d`ajustage

Hochschrank gegen Kippen sichern !
Protect the larder unit against tilting over !
Protegér le cadre coulissant contre basculement !

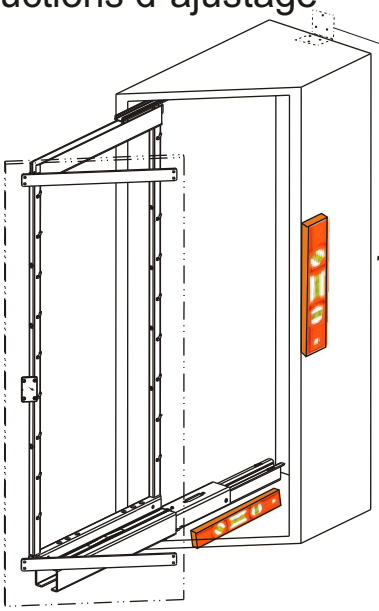

1. Schrank ausrichten
Straighten Carcase
adjuster le meuble

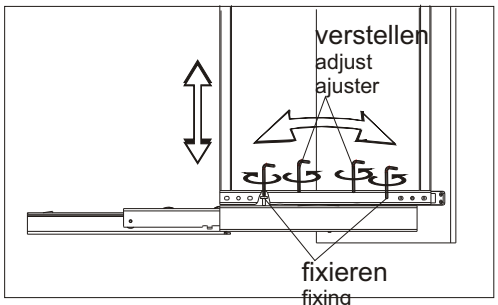

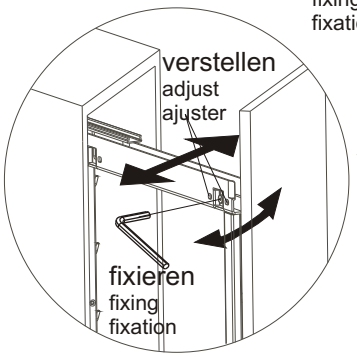

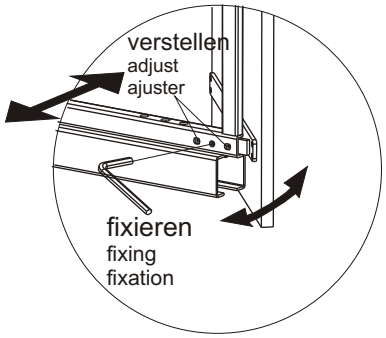

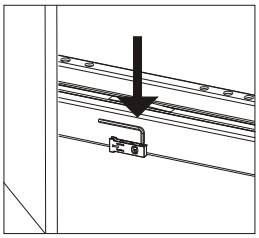

Befestigungsschrauben
vor dem Verstellen lösen
Unscrew the fixing screws
before the adjustment
Detachez les vis de fixation avant le réglage

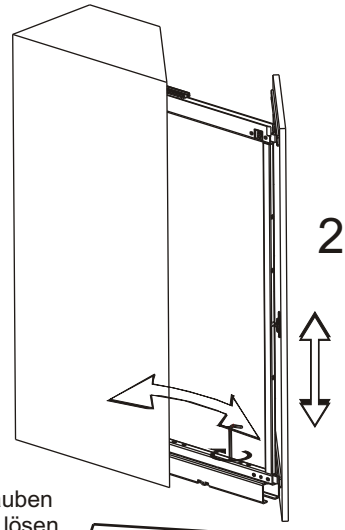

2. Höhe und Neigung der Front einstellen
Adjustment of Height
and inclination
ajuster la hauter et
l´ inclinaision de la porte



3. Justieren der Fronten
Door Adjustment
ajustage des faces

4. Imbusschlüssel plazieren
Storage of Allen Key
placer clé à fourche
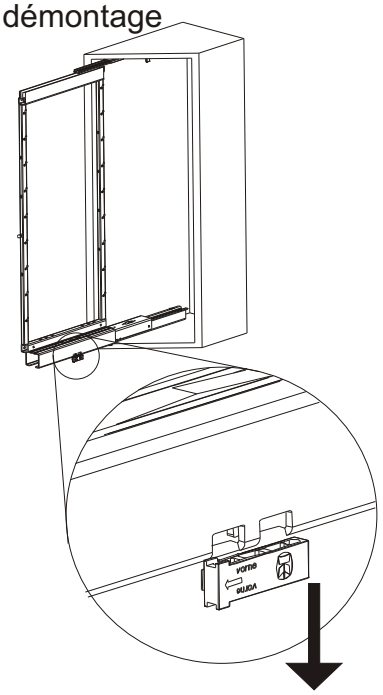
Demontage
dis-mounting
démontage